

# **WDW Lightning Lane** **EXPLAINED**

## A Quick Guide to Disney's Paid Expedited Line Program

Skip the standby lines at select attractions by booking reserved arrival windows, reducing wait times. There are two unique options to learn and understand: **Multi Pass and Single Pass**. Read below to get in the know!

### LL MULTI PASS BASICS

Make multiple reservations for select attractions throughout the day, skipping standby lines. Buy and plan up to 7 days\* in advance (for on-property resort guests) at 7:00 AM ET. *Advanced purchase is recommended for best availability.*

Choose up to three LL selections at the SAME theme park for each day of your visit, up to 14 days. Choose one attraction from **Group 1** and two attractions from **Group 2** at Magic Kingdom, EPCOT or Disney's Hollywood Studios. Disney's Animal Kingdom does not have groups. The next available time window (you must redeem within the designated hour) will be the default selection, but you can modify the time to suit your schedule, based on availability. You'll have 5 minutes to complete your purchase and secure selections.

On the day of your visits, after redeeming your first LL selection (by scanning your theme park ticket at the attraction's entrance), you can make another LL to **hold a maximum of three at a time**. With a Park Hopper ticket, you can choose attractions at any of the four theme parks (after redeeming your first selection). Do this all day long! Modify times and experiences to suit your schedule. Groups no longer apply after first redemption, choose any available attraction.

### LL SINGLE PASS BASICS

Skip the virtual queue or standby line for a **SINGLE popular attraction** by booking a reserved arrival window. Buy up to 7 days\* in advance (for on-property resort guests) at 7:00 AM ET. You can modify the time or experience after purchase, based on availability. *Advanced purchase is recommended for best availability.*

**Buy up to two Single Passes** (for the MOST popular attractions) for **each day** of your visit, (up to 14 days). Make selections from two different theme parks with a Park Hopper ticket. For example: Purchase TRON Lightcycle / Run at Magic Kingdom and Guardians of the Galaxy: Cosmic Rewind at EPCOT for the same day. **Multi Pass is NOT REQUIRED to purchase Single Passes.**

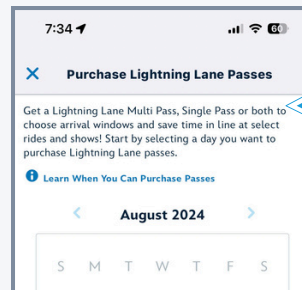
**YOU ARE ELIGIBLE TO PURCHASE ON:**

*With many nuances to consider and strategies to explore, let's work together to create a plan that will maximize your time and money!*

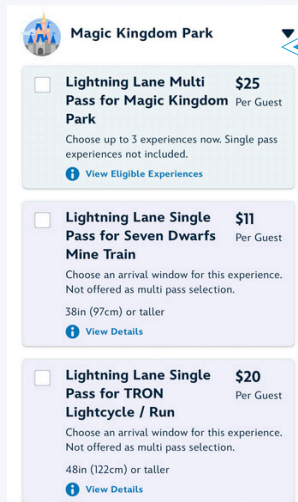
*\*Up to 3 days in advance, one day at a time, for off-property guests and annual passholders.*



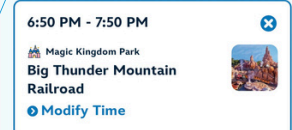
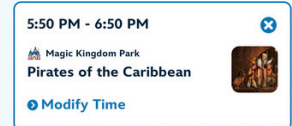
Log in to your My Disney Experience app, find this area on the home screen and click "Purchase".



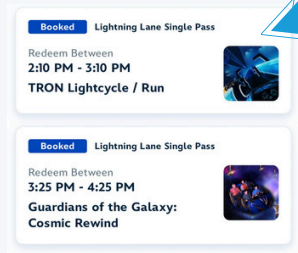
Select a date and park to see the cost of Multi Pass/Single Passes. It varies by date, park & experience.



Each day you want to add Lightning Lane Multi or Single Pass will require its own transaction. You can add it for any day you wish or don't add it at all.



When securing Multi Pass selections, time windows can overlap. Be sure to give yourself enough travel time.



Purchase Multi Pass and two Single Passes, to have up to 5 attractions scheduled ahead of arrival! *The schedule here utilizes a Rope Drop strategy, early afternoon break, then uses Lightning Lane selections.*

# WDW *Lightning Lane* PLANNER

Plan in advance and be ready to secure your choices via the My Disney Experience app on the first day of eligibility!

## MAGIC KINGDOM

### LL SINGLE PASS

- TRON Lightcycle / Run
- Seven Dwarfs Mine Train

### LL MULTI PASS GROUP 1

[\(Select One\)](#)

- Big Thunder Mountain Railroad
- Jungle Cruise
- Peter Pan's Flight
- Space Mountain
- Tiana's Bayou Adventure

### LL MULTI PASS GROUP 2

[\(Select Two\)](#)

- Buzz Lightyear's Space Ranger Spin
- Haunted Mansion
- Pirates of the Caribbean
- "it's a small world"
- Dumbo The Flying Elephant
- Mad Tea Party
- Mickey's Philharmagic
- Monster's Inc. Laugh Floor
- The Barnstormer
- Magic Carpets of Aladdin
- The Many Adventures of Winnie the Pooh
- Tomorrowland Speedway
- Journey of the Little Mermaid

## HOLLYWOOD STUDIOS

### LL SINGLE PASS

- Star Wars: Rise of the Resistance

### LL MULTI PASS GROUP 1

[\(Select One\)](#)

- Mickey & Minnie's Runaway Railway
- Millennium Falcon Smugglers Run
- Rock 'n' Roller Coaster
- Slinky Dog Dash

### LL MULTI PASS GROUP 2

[\(Select Two\)](#)

- The Twilight Zone Tower of Terror
- Toy Story Mania!
- Alien Swirling Saucers
- Star Tours: The Adventure Continues
- Beauty and the Beast Live on Stage
- Disney Junior Play and Dance!
- Frozen Sing-Along Celebration
- Indiana Jones Epic Stunt Spectacular
- Muppet\*Vision 3D

## EPICOT

### LL SINGLE PASS

- Guardians of the Galaxy: Cosmic Rewind

### LL MULTI PASS GROUP 1

[\(Select One\)](#)

- Remy's Ratatouille Adventure
- Frozen Ever After
- Soarin' Around the World

### LL MULTI PASS GROUP 2

[\(Select Two\)](#)

- Journey Into Imagination with Figment
- Living with the Land
- Mission: SPACE
- Spaceship Earth
- The Seas with Nemo & Friends
- Turtle Talk With Crush
- Disney Pixar Short Film Festival

## ANIMAL KINGDOM

### LL SINGLE PASS

- Avatar: Flight of Passage

### LL MULTI PASS

[\(Select Three\)](#)

- Dinosaur
- Expedition Everest
- Feathered Friends in Flight!
- Festival of the Lion King
- Finding Nemo: The Big Blue and Beyond!
- It's Tough to Be a Bug!
- Kali River Rapids
- Kilimanjaro Safaris
- Na'vi River Journey

USE THE ATTRACTION CHART ABOVE, TO PLAN YOUR DAILY LL SELECTIONS BELOW.

Saturday 8/1

**LL MULTI PASS SELECTIONS**

1. Big Thunder Mtn 10am
2. Pirates 11am
3. Buzz Lightyear 12pm

**LL SINGLE PASS SELECTIONS**

1. Tron 1pm
2. Guardians 4pm

EXAMPLE

**LL MULTI PASS SELECTIONS**

1. \_\_\_\_\_
2. \_\_\_\_\_
3. \_\_\_\_\_

**LL SINGLE PASS SELECTIONS**

1. \_\_\_\_\_
2. \_\_\_\_\_

**LL MULTI PASS SELECTIONS**

1. \_\_\_\_\_
2. \_\_\_\_\_
3. \_\_\_\_\_

**LL SINGLE PASS SELECTIONS**

1. \_\_\_\_\_
2. \_\_\_\_\_

**LL MULTI PASS SELECTIONS**

1. \_\_\_\_\_
2. \_\_\_\_\_
3. \_\_\_\_\_

**LL SINGLE PASS SELECTIONS**

1. \_\_\_\_\_
2. \_\_\_\_\_

**LL MULTI PASS SELECTIONS**

1. \_\_\_\_\_
2. \_\_\_\_\_
3. \_\_\_\_\_

**LL SINGLE PASS SELECTIONS**

1. \_\_\_\_\_
2. \_\_\_\_\_

**LL MULTI PASS SELECTIONS**

1. \_\_\_\_\_
2. \_\_\_\_\_
3. \_\_\_\_\_

**LL SINGLE PASS SELECTIONS**

1. \_\_\_\_\_
2. \_\_\_\_\_

**LL MULTI PASS SELECTIONS**

1. \_\_\_\_\_
2. \_\_\_\_\_
3. \_\_\_\_\_

**LL SINGLE PASS SELECTIONS**

1. \_\_\_\_\_
2. \_\_\_\_\_

**LL MULTI PASS SELECTIONS**

- 1. \_\_\_\_\_
- 2. \_\_\_\_\_
- 3. \_\_\_\_\_

**LL SINGLE PASS SELECTIONS**

- 1. \_\_\_\_\_
- 2. \_\_\_\_\_

**LL MULTI PASS SELECTIONS**

- 1. \_\_\_\_\_
- 2. \_\_\_\_\_
- 3. \_\_\_\_\_

**LL SINGLE PASS SELECTIONS**

- 1. \_\_\_\_\_
- 2. \_\_\_\_\_

**LL MULTI PASS SELECTIONS**

- 1. \_\_\_\_\_
- 2. \_\_\_\_\_
- 3. \_\_\_\_\_

**LL SINGLE PASS SELECTIONS**

- 1. \_\_\_\_\_
- 2. \_\_\_\_\_

**LL MULTI PASS SELECTIONS**

- 1. \_\_\_\_\_
- 2. \_\_\_\_\_
- 3. \_\_\_\_\_

**LL SINGLE PASS SELECTIONS**

- 1. \_\_\_\_\_
- 2. \_\_\_\_\_

**LL MULTI PASS SELECTIONS**

- 1. \_\_\_\_\_
- 2. \_\_\_\_\_
- 3. \_\_\_\_\_

**LL SINGLE PASS SELECTIONS**

- 1. \_\_\_\_\_
- 2. \_\_\_\_\_

**LL MULTI PASS SELECTIONS**

- 1. \_\_\_\_\_
- 2. \_\_\_\_\_
- 3. \_\_\_\_\_

**LL SINGLE PASS SELECTIONS**

- 1. \_\_\_\_\_
- 2. \_\_\_\_\_

**LL MULTI PASS SELECTIONS**

- 1. \_\_\_\_\_
- 2. \_\_\_\_\_
- 3. \_\_\_\_\_

**LL SINGLE PASS SELECTIONS**

- 1. \_\_\_\_\_
- 2. \_\_\_\_\_

**LL MULTI PASS SELECTIONS**

- 1. \_\_\_\_\_
- 2. \_\_\_\_\_
- 3. \_\_\_\_\_

**LL SINGLE PASS SELECTIONS**

- 1. \_\_\_\_\_
- 2. \_\_\_\_\_

**LL MULTI PASS SELECTIONS**

- 1. \_\_\_\_\_
- 2. \_\_\_\_\_
- 3. \_\_\_\_\_

**LL SINGLE PASS SELECTIONS**

- 1. \_\_\_\_\_
- 2. \_\_\_\_\_

**LL MULTI PASS SELECTIONS**

- 1. \_\_\_\_\_
- 2. \_\_\_\_\_
- 3. \_\_\_\_\_

**LL SINGLE PASS SELECTIONS**

- 1. \_\_\_\_\_
- 2. \_\_\_\_\_

**LL MULTI PASS SELECTIONS**

- 1. \_\_\_\_\_
- 2. \_\_\_\_\_
- 3. \_\_\_\_\_

**LL SINGLE PASS SELECTIONS**

- 1. \_\_\_\_\_
- 2. \_\_\_\_\_

**LL MULTI PASS SELECTIONS**

- 1. \_\_\_\_\_
- 2. \_\_\_\_\_
- 3. \_\_\_\_\_

**LL SINGLE PASS SELECTIONS**

- 1. \_\_\_\_\_
- 2. \_\_\_\_\_

# **WDW Lightning Lane** **TIPS & ADVICE**

## **Get the Most Bang Out of Your *LIGHTNING LANE* Buck With These Helpful Tips!**

- Book your first 3 Lightning Lane reservations up to 7 days in advance beginning at 7:00 AM ET if staying at a Disney Resort hotel (including Swan, Dolphin, Swan Reserve & Shades of Green), for up to 14 days. Or 3 days in advance for other guests, one day at a time. Whenever you are eligible, **BOOK IN ADVANCE AS EARLY AS POSSIBLE** for the best selection.
- You may only select an attraction via LL Multi Pass or Single Pass ONCE PER DAY. Try to obtain a Virtual Queue spot where available to be able to ride the most popular attractions twice in one day! You can hold a VQ and LL spot for the same ride. Or modify your Single Pass choice if you get a VQ!
- The decision may be a tough one, but use your Group One selections for the most popular rides that you simply cannot leave WDW without experiencing. With luck you'll be able to ride them all, but be sure to select **THE ONE** that tops your list.
- Plan your Lightning Lane times to maximize your park time, avoiding back-to-back reservations that are far apart geographically (ie: Space Mountain/Tiana's Bayou Adventure). When possible, slightly overlap time windows for attractions that are close to each other (ie: Big Thunder/Pirates/Jungle Cruise). Save time, steps and get the most bang for your buck!
- If you have a Park Hopper ticket, make use of it by booking attractions in your next park after using your initial reservations. Remember to allow ample travel time when selecting a reservation window.
- Be prepared to adjust your plans based on availability and changing park conditions. The system is fluid and always updating. With the ability to easily modify times and selections within the app, you're not **LOCKED IN** to any plans.
- Plans change constantly! Keep refreshing the app to check for newly available or canceled reservation slots for an attraction you haven't been able to schedule previously.
- Rope Drop (arriving before park opening) will forever and always be your best Disney pal. Use Lightning Lane reservations during peak times (late morning and afternoon) and enjoy shorter standby lines during early morning or even late evening.
- Staying at a Disney Resort? Take advantage of Early Park Entry to experience a few rides before your Lightning Lane reservations begin. If you're booked at a **Disney Deluxe Resort**, check the schedule for Extended Evening Hours to get even more out of your Multi Pass purchase!